



BACK STAGE

EDITION_2025

ALIVAR
FIRENZE



DURANTE
BORDONE / UP
TERRAFERMA
IL
LA
DUNE
ARBORÈ
TIMEO



Ogni creazione è il risultato di un amore per l'unicità, la qualità e la sobrietà. Un design pensato per chi cerca l'eleganza senza tempo, dove ogni dettaglio è curato con precisione. L'attenzione al comfort, ai materiali pregiati e alla funzionalità rende ogni pezzo non solo un elemento di arredo, ma un'esperienza di vita esclusiva. Per chi sa apprezzare l'autentica qualità, senza rinunciare alla bellezza semplice e raffinata.

Each creation is the result of a love for uniqueness, quality and sobriety. A design conceived for those seeking timeless elegance, where every detail is addressed with precision. The attention to comfort, fine materials and functionality make each piece not just an item of furniture, but an exclusive living experience. For those who appreciate authentic quality, without compromising on simple and refined beauty.

SISTEMA COMPONIBILE
DI DIVANI CHE INTERPRETA UN
LUSSO CONTEMPORANEO
DALL' APPEAL MORBIDO E
INFORMALE,
CON LA FUNZIONALITÀ
UNICA DEL TERMINALE
GIREVOLE.



MODULAR SOFA SYSTEM THAT INTERPRETS
A CONTEMPORARY LUXURY WITH
A SOFT AND INFORMAL APPEAL,
WITH THE UNIQUE FUNCTIONALITY OF THE SWIVEL ENDING ELEMENT.





“ DURANTE SI MUOVE SUL FILO DELL'EQUILIBRIO TRA SEMPLICITÀ E MORBIDA OPULENZA” COSÌ SI ESPRIMONO I DESIGNER SILVANA ANGELETTI E DANIELE RUZZA.
 “VOLEVAMO UN DIVANO ABBONDANTEMENTE CONFORTEVOLE, DOVE LASCIARSI ANDARE SENTENDOSI AVVOLTI DALLA PIUMA, DOVE POTER POGGIARE COMODAMENTE ANCHE IL CAPO.
 NORMALMENTE I DIVANI DI DESIGN HANNO UNA SEDUTA PROFONDA E UNO SCHIENALE BASSO, QUESTO LI RENDE BELLI MA POCO COMODI, PER NOI ERA FONDAMENTALE TROVARE LA DIMENSIONE DI UN COMFORT TOTALE, VISIVO ED EFFETTIVO”.

“DURANTE moves on the edge of balance between simplicity and soft opulence”
 state the designers Silvana Angeletti and Daniele Ruzza.

“Our focus was on an extremely comfortable sofa, where you could let yourself go and feel enveloped in feathers, where you could also rest your head comfortably. Normally, designer sofas have a deep seat and a low backrest.
 This makes them beautiful but not particularly comfortable.
 For us it was essential to find the dimension of total comfort, visual and effective”.





Scannerizza il QR code per scoprire la collezione.
Scan the QR code to discover the collection.

DURANTE OFFRE
UN'ESPERIENZA SENSORIALE
CHE INVITA AL BENESSERE,
AL RELAX, ALLA QUIETE.
ESPRIME UNA FORMA
DI LUSSO AUTENTICA E UNA
RICCHEZZA PROFONDA
LEGATA ALL'ECCELLENZA
DELL'ALTO ARTIGIANATO E AL
SUO SIGNIFICATO.

DURANTE OFFERS A SENSORY EXPERIENCE THAT INVITES WELL-BEING, RELAXATION AND COMFORT.
IT EXPRESSES A FORM OF AUTHENTIC LUXURY AND A PROFOUND RICHNESS
LINKED TO THE EXCELLENCE OF HIGH CRAFTSMANSHIP.



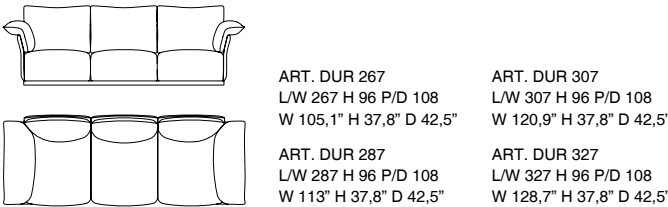
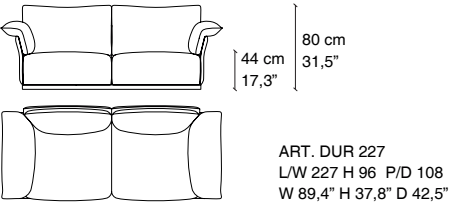


DURANTE
angelettiruzza design

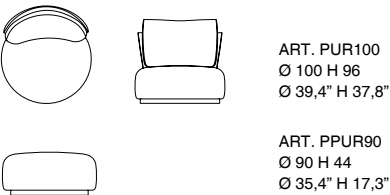
Divano / poltrona. Base in legno ricoperta in poliuretano indeformabile e fodera in fibra di poliestere. Spalliere e braccioli in acciaio ricoperti in poliuretano. Cuscini seduta in poliuretano a densità differenziata e trapunta in piuma sterilizzata. Cuscini spalliera in piuma sterilizzata con inserto in gomma poliuretanica. Rivestimento in tessuto. Appoggio a terra con piedini antiscivolo. Poltrona disponibile anche con movimento girevole a 360°.

Sofa / armchair. Wooden base upholstered with non-deformable polyurethane foam and polyester fiber lining. Backs and armrests in steel upholstered with polyurethane foam. Seat cushions in polyurethane foam of different densities and quilt in sterilized feathers. Back cushions in polyurethane foam covered with a lining filled with sterilized feathers. Fabric cover. Non-slip feet. Armchair also available with a 360° swivel movement.

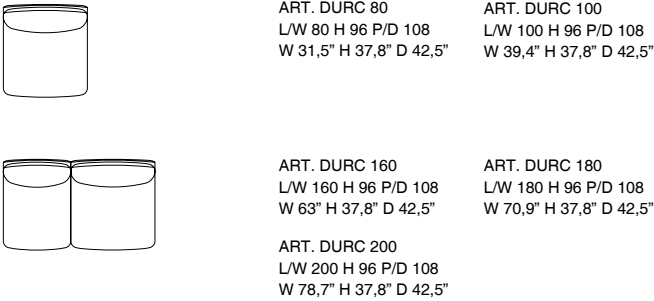
Divani / Sofas



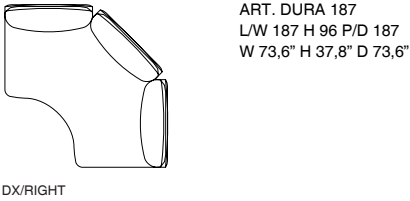
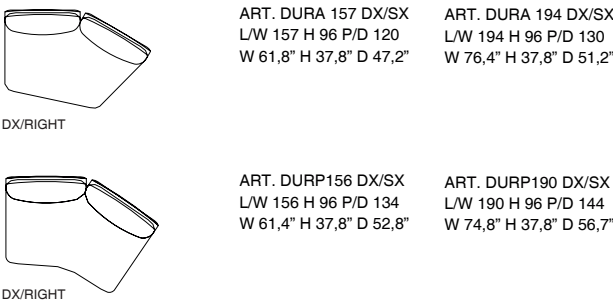
Poltrona e pouf / Armchair and ottoman



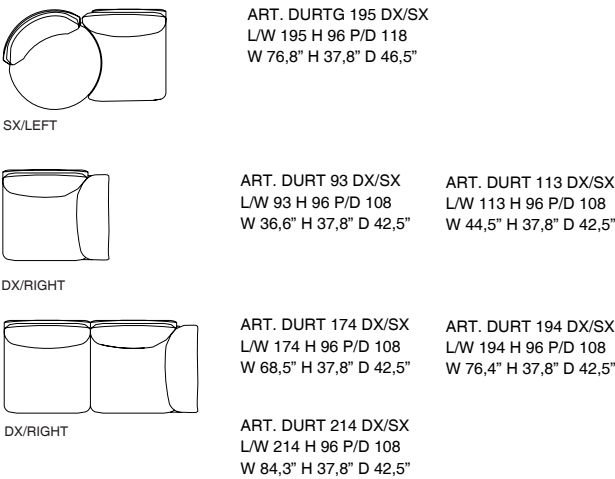
Elementi centrali / Central elements



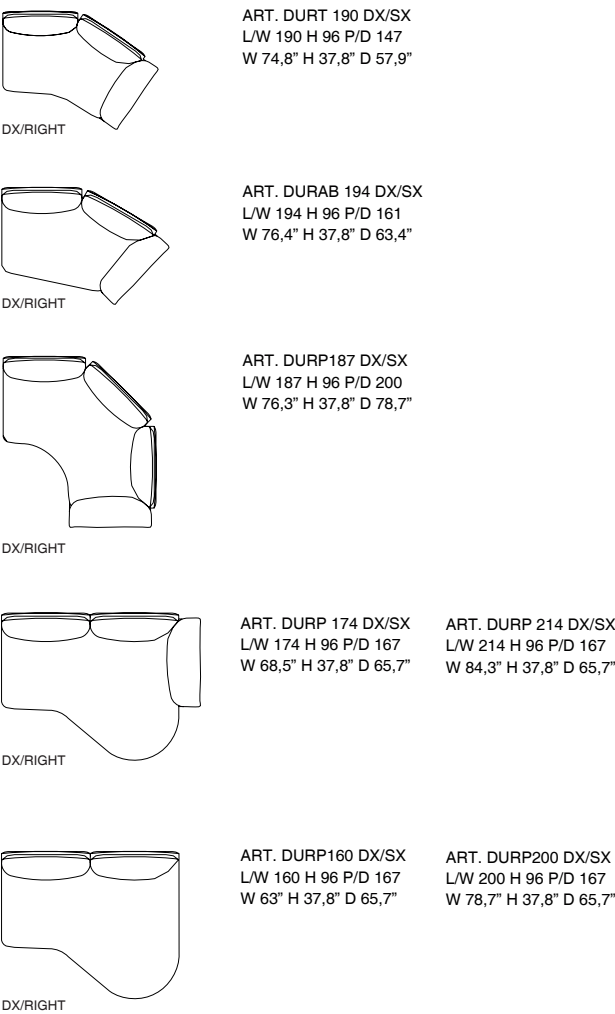
Elementi angolari / Corner elements



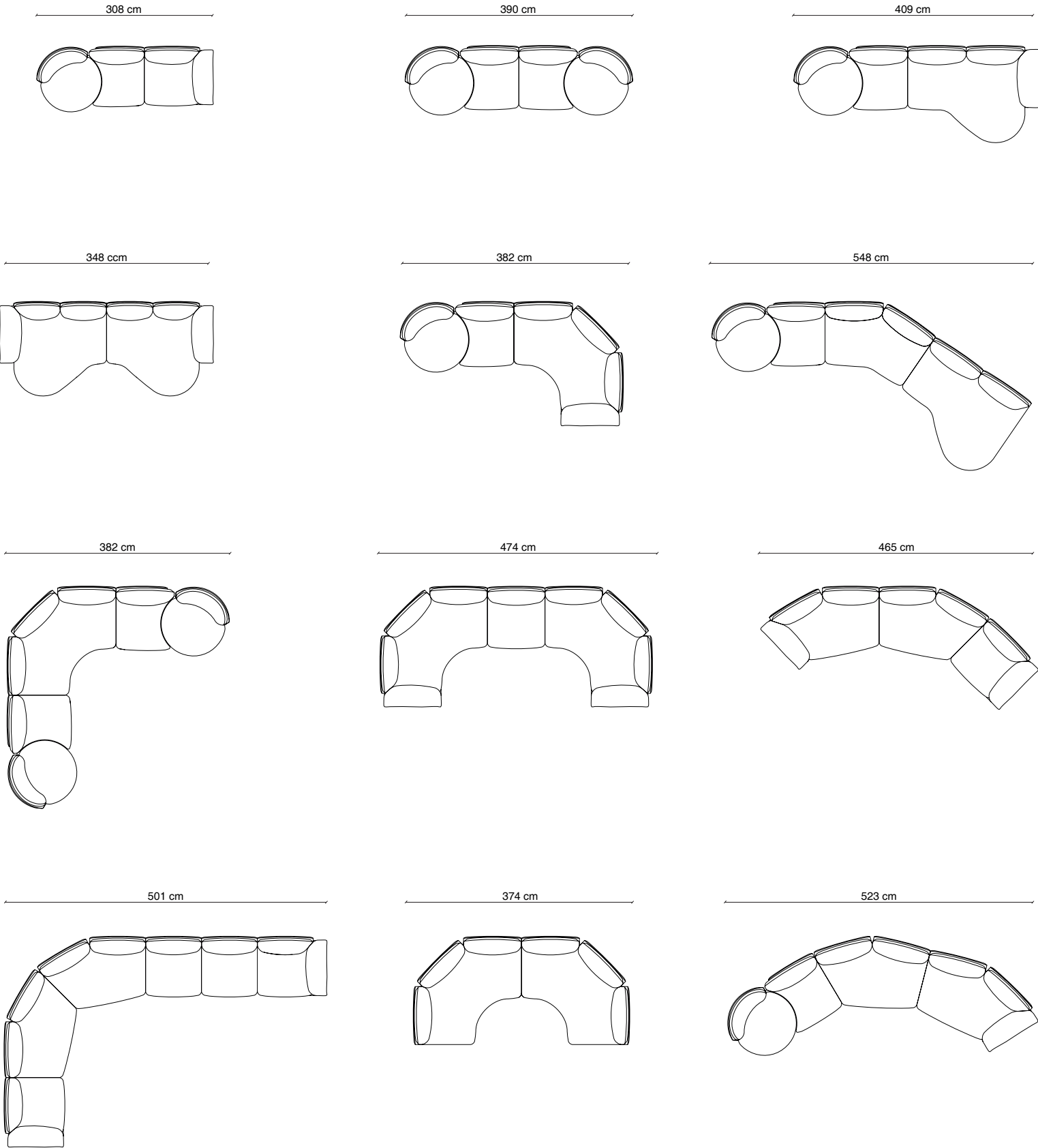
Elementi terminali / Ending elements



Elementi terminali a penisola / Peninsula ending elements



Possibili composizioni / Possible combinations





IL DIVANO BORDONE
È L'INCONTRO PERFETTO
TRA IL MINIMO E LO
STRAORDINARIO,
FRUTTO DI UN'INTUIZIONE
FELICE CHE TRASFORMA
OGNI SPAZIO IN UN'ESPERIENZA
EMOZIONALE.

THE BORDONE SOFA IS THE PERFECT MEETING
BETWEEN THE MINIMAL AND THE EXTRAORDINARY,
THE RESULT OF A BRILLIANT INTUITION THAT TRANSFORMS
EVERY SPACE INTO AN EMOTIONAL EXPERIENCE.

L'IDEA È SEMPLICE
ED INCISIVA
E PERMETTE DI VIVERE
IL LIVING IN MODO
NUOVO CAMBIANDO
CONTINUAMENTE
PUNTO DI VISTA
E DINAMICHE
DI RELAZIONE.

THE IDEA IS SIMPLE
AND INCISIVE
AND TRANSLATES INTO EXPERIENCING LIVING IN A NEW WAY,
CONTINUOUSLY CHANGING PERSPECTIVE
AND RELATIONSHIP DYNAMICS.







BORDONE È UN DIVANO COMPONIBILE CHE CATTURA L'ESSENZA DELLA CONTEMPORANEITÀ,
SUPERANDO LA STATICITÀ DEI DIVANI TRADIZIONALI.
I SUOI TERMINALI GIREVOLI PERMETTONO DI CAMBIARE CONTINUAMENTE LA DISPOSIZIONE, OFFRENDO
PRIVACY O CONDIVISIONE, A SECONDA DELLE NECESSITÀ,
E TANTE NUOVE FUNZIONALITÀ D'USO.

BORDONE is a modular sofa that captures the essence of contemporaneity,
going beyond the static nature of traditional sofas.
Its swivel ending elements can be used to continuously change the arrangement, offering
privacy or sharing, depending on requirements combined with many new functionalities for use.

UN MINIMALISMO
MORBIDO E TATTILE
CHE ESPRIME UNO SPIRITO
CLASSICO E UN'ESSENZA
SENSUALE
NELLA PUREZZA
E NELL'ELEGANZA
DELLE LINEE.

A SOFT AND TACTILE MINIMALISM
THAT EXPRESSES A CLASSIC SPIRIT AND A SENSUAL ESSENCE
IN THE PURITY AND ELEGANCE OF THE LINES.



Scannerizza il QR code per scoprire la collezione.
Scan the QR code to discover the collection.





LA CASA OGGI È PIÙ FLESSIBILE, IBRIDA E ACCOGLIE FUNZIONI CHE PRIMA SI SVOLGEVANO ALTROVE.
 È UN RIFUGIO CHE RISPONDE ALLE DIVERSE ESIGENZE QUOTIDIANE,
 DIVENTANDO UN VERO E PROPRIO NIDO DI PROTEZIONE.
 OGNI ELEMENTO D'ARREDO ALIVAR È PENSATO PER ADATTARSI A UNO SPAZIO IN CONTINUO
 MUTAMENTO, GARANTENDO COMFORT, VERSATILITÀ E UNA BELLEZZA SENZA TEMPO.

Today's home is more flexible, hybrid and accommodates functions that previously took place elsewhere. It is a
 shelter that responds to different daily needs, becoming an actual protective nest.
 Each ALIVAR furnishing element is designed to adapt to an ever-changing space, ensuring comfort, versatility and
 timeless beauty.



BORDONE/ BORDONE UP
angelettirizza design

Divano/ Poltrona. Base in multistrato di abete rivestita in vellutino accoppiato e tessuto.
Struttura in legno di abete. Seduta e schienale ricoperti in poliuretano indeformabile a densità differenziata e dacron e fodera in fibra di poliestere. Rivestimento in tessuto. La lavorazione del cuscino seduta è arricchita da impunture per valorizzarne la morbidezza estetica.
Bordone Up. Con piedi a taglio laser verniciati. Rivestimento in tessuto o pelle.

Sofa/ Armchair. Base in fir plywood covered with fiber wadding and fabric. Structure in fir wood. Seat and back upholstered with non-deformable polyurethane foam of different densities, dacron and polyester fiber lining. Fabric cover.
The seat cushion is enriched with stitching to enhance its aesthetic softness.
Bordone Up. With lacquered laser cut steel feet. Fabric or leather cover.

BORDONE

Divani / Sofas

	ART. DBO210 L/W 210 H 72 P/D 100 W 82,7" H 28,3" D 39,4"	ART. DBO246 L/W 246 H 72 P/D 100 W 96,9" H 28,3" D 39,4"
	ART. DBOD250 DX/SX L/W 250 H 72 P/D 100 W 98,4" H 28,3" D 39,4" SX/LEFT	ART. DBOD286 DX/SX L/W 286 H 72 P/D 100 W 112,6" H 28,3" D 39,4"
	ART. DBOR250 DX/SX L/W 250 H 72 P/D 100 W 98,4" H 28,3" D 39,4" SX/LEFT	ART. DBOR286 DX/SX L/W 286 H 72 P/D 100 W 112,6" H 28,3" D 39,4"

Poltrona e pouf / Armchair and ottoman

	ART. PBO100 Ø 100 H 72 Ø 39,4" H 28,3"	
	PBRB110 Ø 110 H 72 Ø 43,3" H 28,3"	
	ART. DBOD195 DX/SX L/W 195 H 72 P/D 100 W 76,8" H 28,3" D 39,4" SX/LEFT	
	ART. PPO80 Ø 80 H 41 Ø 31,5" H 16,1" ART. PPO110 Ø 110 H 41 Ø 43,3" H 16,1"	ART. PPO100 Ø 100 H 41 Ø 39,4" H 16,1"

BORDONE 110

Divani / Sofas

	ART. DBRD286 DX/SX L/W 286 H 72 P/D 110 W 112,6" H 28,3" D 43,3" SX/LEFT	ART. DBRD322 DX/SX L/W 322 H 72 P/D 110 W 126,8" H 28,3" D 43,3"
	ART. DBR286 DX/SX L/W 286 H 72 P/D 110 W 112,6" H 28,3" D 43,3" SX/LEFT	ART. DBR322 DX/SX L/W 322 H 72 P/D 110 W 126,8" H 28,3" D 43,3"
	ART. DBR359 L/W 359 H 72 P/D 110 W 141,3" H 28,3" D 43,3"	ART. DBR395 L/W 395 H 72 P/D 110 W 155,5" H 28,3" D 43,3"
	ART. DBRB359 L/W 359 H 72 P/D 140 W 141,3" H 28,3" D 55,1"	ART. DBRB395 L/W 395 H 72 P/D 154 W 155,5" H 28,3" D 60,6"
	ART. DBRB286 DX/SX L/W 286 H 72 P/D 124 W 112,6" H 28,3" D 48,8" SX/LEFT	ART. DBRB322 DX/SX L/W 322 H 72 P/D 133 W 126,8" H 28,3" D 52,4"

Elementi centrale / Central elements

	ART. DBRC140 L/W 192 H 72 P/D 110 W 75,6" H 28,3" D 43,3"	ART. DBRC175 L/W 228 H 72 P/D 110 W 89,8" H 28,3" D 43,3"
	ART. DBRC100 DX/SX L/W 136 H 72 P/D 110 W 53,5" H 28,3" D 43,3" SX/LEFT	
	ART. DBRC100 L/W 100 H 72 P/D 110 W 39,4" H 28,3" D 43,3"	

Elementi angolare / Corner elements

	ART. DBRAG180 DX/SX L/W 200 H 72 P/D 150 W 78,7" H 28,3" D 59,1" SX/LEFT
	ART. DBA200 DX/SX L/W 200 H 72 P/D 150 W 78,7" H 28,3" D 59,1" SX/LEFT
	ART. DBA190 L/W 190 H 72 P/D 190 W 74,8" H 28,3" D 74,8"
	ART. DBA137 DX/SX L/W 137 H 72 P/D 110 W 53,9" H 28,3" D 43,3" SX/LEFT

Elemeni terminali / Ending elements

	ART. PBR110 DX/SX Ø 110 H 72 cm Ø 43,3" H 28,3" SX/LEFT	
	ART. DBRT176 DX/SX L/W 204 H 72 P/D 110 W 80,3" H 28,3" D 43,3" SX/LEFT	ART. DBRT212 DX/SX L/W 240 H 72 P/D 110 W 94,5" H 28,3" D 43,3"
	ART. DBRDT176 DX/SX L/W 204 H 72 P/D 110 W 80,3" H 28,3" D 43,3" DX/RIGHT	ART. DBRDT212 DX/SX L/W 240 H 72 P/D 110 W 94,5" H 28,3" D 43,3"
	ART. DBRBT176 DX/SX L/W 204 H 72 P/D 124 W 80,3" H 28,3" D 48,8" SX/LEFT	ART. DBRBT212 DX/SX L/W 240 H 72 P/D 133 W 94,5" H 28,3" D 52,4"
	ART. DBRD180 DX/SX L/W 110 H 72 P/D 180 W 43,3" H 28,3" D 70,9" SX/LEFT	
	ART. DBRT195 DX/SX L/W 195 H 72 P/D 110 W 76,8" H 28,3" D 43,3" SX/LEFT	ART. DBRT232 DX/SX L/W 232 H 72 P/D 110 W 91,3" H 28,3" D 43,3"

BORDONE UP

Divani / Sofas

	ART. DBR359L L/W 359 H 72 P/D 110 W 141,3" H 28,3" D 43,3"	ART. DBR395L L/W 395 H 72 P/D 110 W 155,5" H 28,3" D 43,3"
	ART. DBR1P359L DX/SX L/W 359 H 72 P/D 110 W 141,3" H 28,3" D 43,3" SX/LEFT	ART. DBR1P395L DX/SX L/W 395 H 72 P/D 110 W 155,5" H 28,3" D 43,3"
	ART. DBRD286L DX/SX L/W 286 H 72 P/D 110 W 112,6" H 28,3" D 43,3" SX/LEFT	ART. DBRD322L DX/SX L/W 322 H 72 P/D 110 W 126,8" H 28,3" D 43,3"
	ART. DBR286L DX/SX L/W 286 H 72 P/D 110 W 112,6" H 28,3" D 43,3" SX/LEFT	ART. DBR322L DX/SX L/W 322 H 72 P/D 110 W 126,8" H 28,3" D 43,3"

	ART. DBRB359L L/W 359 H 72 P/D 140 W 141,3" H 28,3" D 55,1"	ART. DBRB395L L/W 395 H 72 P/D 154 W 155,5" H 28,3" D 60,6"
	ART. DBRB359LI L/W 359 H 72 P/D 140 W 141,3" H 28,3" D 55,1" Base in legno Wooden base	ART. DBRB395LI L/W 395 H 72 P/D 154 W 155,5" H 28,3" D 60,6" Base in legno Wooden base
	ART. DBRB286L DX/SX L/W 286 H 72 P/D 124 W 112,6" H 28,3" D 48,8"	ART. DBRB322L DX/SX L/W 322 H 72 P/D 133 W 126,8" H 28,3" D 52,4"
	ART. DBRBP286LI DX/SX L/W 286 H 72 P/D 124 W 112,6" H 28,3" D 48,8" Base in legno Wooden base SX/LEFT	ART. DBRBP322LI DX/SX L/W 322 H 72 P/D 133 W 126,8" H 28,3" D 52,4" Base in legno Wooden base
	ART. PBRB100L Ø 100 H 72 Ø 39,4" H 28,3"	ART. PBO100LI Ø 100 H 72 Ø 39,4" H 28,3" Base in legno Wooden base
	ART. PBRB110L Ø 110 H 72 Ø 43,3" H 28,3"	

TAVOLO CON GAMBA CENTRALE DALL'IMPONENTE PRESENZA MATERICA.

TABLE WITH CENTRAL LEG WITH
AN IMPOSING
MATERIAL PRESENCE.



LA SUA FORMA È ESSENZIALE ED AL TEMPO STESSO CARATTERIZZANTE GRAZIE ALLA FORZA
ESPRESSIVA DEI MATERIALI UTILIZZATI CHE CREANO UN MIX DI SOBRIA RAFFINATEZZA.
TERRAFERMA PERMETTE DI SFRUTTARE AL MEGLIO LO SPAZIO A DISPOSIZIONE
RIDUCENDO L'INGOMBRO QUANDO NON SERVE, OFFRENDO COSÌ UN APPROCCIO OLISTICO
AL DESIGN DEGLI INTERNI, DOVE L'EQUILIBRIO TRA FORMA E UTILITÀ È ESSENZIALE
PER GARANTIRE UNA CASA ACCOGLIENTE E VIVIBILE.

Its shape is essential and at the same time characterising thanks to the expressive power of the materials used
which create a mix of understated refinement.
TERRAFERMA maximises the available space, reducing superfluusness when not needed, thus offering a holistic
approach to interior design, where the balance between form and utility is essential to ensure a welcoming and
liveable home.





TERRRAFERMA_
OFFRE AMPIE
POSSIBILITÀ DI
PERSONALIZZAZIONE,
SIA NELLA FORMA DEI
PIANI CHE NELLA VASTA
SCELTA DI MATERIALI E
FINITURE.



TERRRAFERMA_
OFFERS A WIDE RANGE OF CUSTOMISATION OPTIONS, BOTH
IN THE SHAPE OF THE TOPS AND IN THE WIDE CHOICE OF
MATERIALS AND FINISHES.





ILA È UNA POLTRONCINA DA TAVOLO COMPLETAMENTE RIVESTITA IN TESSUTO O PELLE.
LA SUA FORMA MORBIDAMENTE RACCORDATA LE CONFERISCE UN'AUREA FEMMINILE,
CAPACE DI INFONDERE ARMONIA E ACCOGLIENZA IN OGNI AMBIENTE.

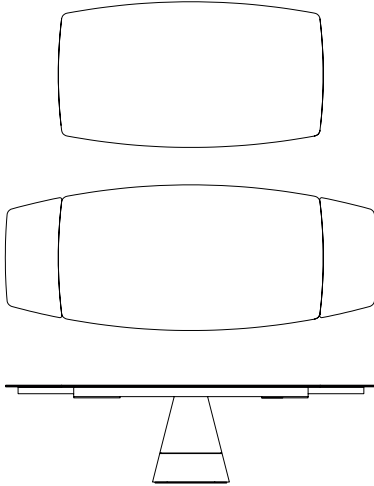
ILA is a table chair completely upholstered in fabric or leather.
Its softly and rounded shape gives it a feminine aura,
succesfully infusing harmony and a sense of welcoming in every room

TERRAFERMA
angelettiruzza design

Tavolo allungabile. Basamento centrale a cono; parte superiore in acciaio verniciato, parte inferiore in MDF laccato opaco o in massello di frassino o noce canaletto. Piano con un meccanismo di allunga manuale a scomparsa. L.e 2 allunghe laterali sono estraibili singolarmente, basta tirarle verso di sé per farle scorrere da sotto il piano ed allinearle con un semplice movimento, permettendo di raggiungere i 280 cm di lunghezza. Il piano è disponibile in ceramica spessore 12 mm, o in cristallo temperato fumé o bronzo spessore 12 mm.

Extendable table. Central cone-shaped base; upper part in painted steel, lower part in matt lacquered MDF or in solid ash or canaletto walnut. Top with a retractable manual extension mechanism. The 2 side extensions can be removed individually, just pull them towards you to slide them from under the top and align them with a simple movement, allowing you to reach 280 cm in length. The top is available in ceramic 12 mm, thick or in smoke-grey or bronze tempered glass 12 mm, thick.

Tavolo allungabile / Extendable table

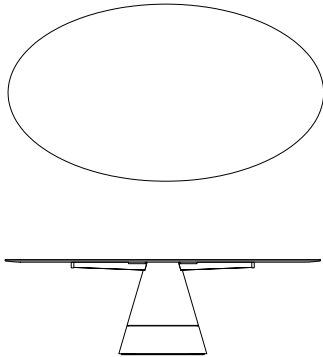


ART. TFR200A
L/W 200/240/280 H 74 P/D 110
W 78,7"/94,5"/110,2" H 29,1" D 43,3"

Tavolo. Basamento centrale a cono; parte superiore in acciaio verniciato, parte inferiore in MDF laccato opaco o in massello di frassino o noce canaletto. Sottopiano in metallo laccato. Il piano è disponibile in marmo spessore 19 mm, frassino verniciato a poro aperto spessore 19 mm, noce canaletto spessore 19 mm, MDF laccato opaco spessore 19 mm o ceramica spessore 5 mm, accoppiata con vetro trasparente extra chiaro spessore 10 mm.

Table. Central cone-shaped base; upper part in painted steel, lower part in matt lacquered MDF or in solid ash or canaletto walnut. Lacquered metal support. The top is available in marble 19 mm, thick, open pore painted ash 19 mm, thick, canaletto walnut 19 mm, thick, matt lacquered MDF 19 mm, thick or ceramic 5 mm, thick coupled with extra clear transparent glass 10 mm, thick.

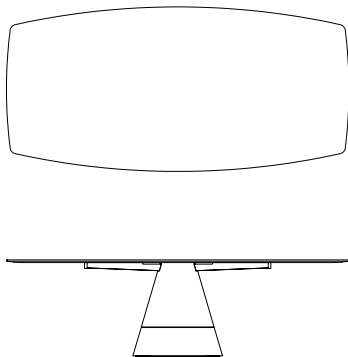
Tavoli / Tables



ART. TFRO198
L/W 198 H 74 P/D 121
W 77,9" H 29,1" D 47,6"

ART. TFRO235
L/W 235 H 74 P/D 121
W 92,5" H 29,1" D 47,6"

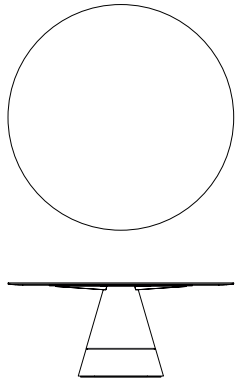
ART. TFRO244
L/W 244 H 74 P/D 137
W 96,1" H 29,1" D 53,9"



ART. TFRT210
L/W 210 H 74 P/D 110
W 82,7" H 29,1" D 43,3"

ART. TFRT240
L/W 240 H 74 P/D 120
W 94,5" H 29,1" D 47,2"

ART. TFRT260
L/W 260 H 74 P/D 125
W 102,4" H 29,1" D 49,2"



ART. TFR120
Ø 120 H 74
Ø 47,2" H 29,1"

ART. TFR140
Ø 140 H 74
Ø 55,1" H 29,1"

ART. TFR160 - TFR150 ceramic
Ø 160 / Ø 150 H 74
Ø 63" / Ø 59" H 29,1"

ART. TFR180
Ø 180 H 74
Ø 70,9" H 29,1"

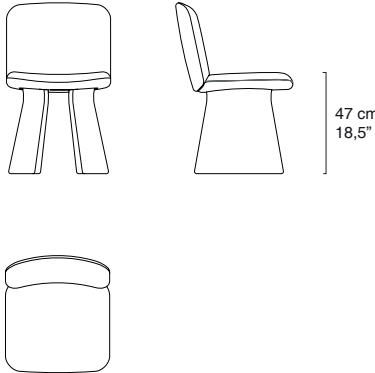
TECHNICAL SHEET

IL
angelettiruzza design

Sedia. Struttura in acciaio rivestito in schiuma di poliuretano flessibile a freddo. Rivestimento in pelle o in tessuto.

Chair. Cold shaped polyurethane foam padded steel frame. Fabric or leather covers.

Sedia / Chair



ART. SIL 1
L/W 48 H 78 P/D 54
W 18,9" H 30,7" D 21,3"

47 cm
18,5"

POLTRONA
GIREVOLE
CHE DEFINISCE
IL CARATTERE
DI OGNI SPAZIO.

SWIVEL CHAIR
THAT DEFINES THE CHARACTER
OF EVERY SPACE





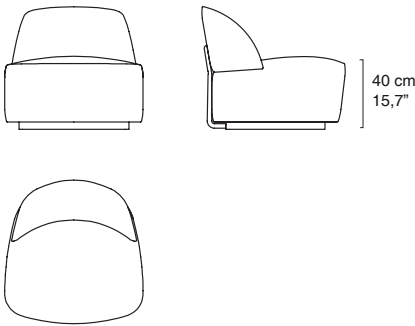
DUNE È UNA POLTRONCINA COMPATTA ED ELEGANTE,
ARRICCHITA DA UN PREZIOSO INSERTO IN LEGNO MASSELLO.
LA SUA FORMA COMPATTA E IL SUO STILE DISCRETO LA RENDONO IDEALE PER ARREDARE
LA CAMERA DA LETTO, AGGIUNGENDO UN TOCCO DI RAFFINATEZZA
SENZA MAI RINUNCIARE ALLA FUNZIONALITÀ.
PERFETTA PER CREARE UN ANGOLO ACCOGLIENTE E RICERCATO

DUNE is a compact and elegant armchair, enriched by a precious solid wood insert. Its compact shape and discreet
style make it ideal to furnish the bedroom or even the living room,
adding a touch of refinement without ever compromising on functionality.
Perfect to create a welcoming and refined corner.

DUNE
Giuseppe Bavuso

Poltrona / Poltrona girevole.
Struttura in massello di abete. Schienale e seduta in poliuretano
espanso a densità differenziata rivestito con fodera in fibra di
poliestere. Staffa di sostegno per schienale in acciaio
verniciato, rivestita in massello di frassino verniciato applicato
tramite magneti. Base in legno verniciato, girevole a 360° su
richiesta, appoggio a terra su piedi di materiale termoplastico.
Rivestimento in tessuto sfoderabile su richiesta o in pelle.

Armchair / Swivel armchair.
Frame in solid fir. Back and seat in polyurethane foam of different
densities covered with polyester fiber lining.
Supporting bracket for back in painted steel, covered in stained
ashwood applied by means of magnets. Stained wooden base.
360° swivelling on demand, feet in thermoplastic material.
Removable fabric cover upon request or leather cover.



ART. PDUNE 80
L/W 80 H 68 P/D 80
W 31,5" H 26,8" D 31,5"

MATERIALI PREGIATI,
FORME LINEARI:
ESSENZA CHE DIVENTA
ECCELLENZA PER UN LETTO CHE
UNISCE SEMPLICITÀ ED ALTA
QUALITÀ.

FINE MATERIALS,
LINEAR SHAPES:
ESSENCE THAT BECOMES EXCELLENCE
FOR A BED THAT COMBINES
SIMPLICITY AND HIGH QUALITY.



Scannerizza il QR code per scoprire il prodotto.
Scan the QR code to discover the product.



ARBORÈ_
È PENSATO E COSTRUITO
ATTRAVERSO L'INCASTRO
DELLE PARTI LIGNEE
A SEZIONE TUBOLARE
NEI GIUNTI METALLICI.

ARBORÈ_
IS DESIGNED AND BUILT
BY FITTING
THE TUBULAR SECTION WOODEN PARTS
INTO THE METAL JOINTS.





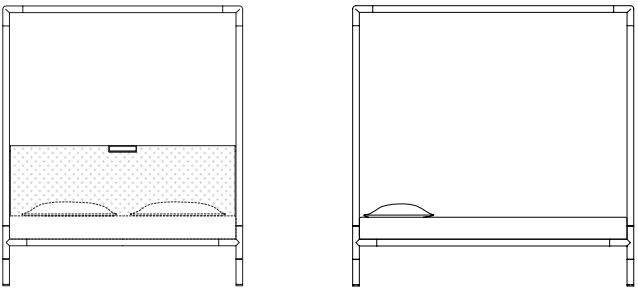
TECHNICAL SHEET

ARBORÈ

design: Alessandro Corina

Letto a baldacchino. Struttura in massello di frassino naturale o verniciato. Giunti in acciaio verniciato.
Testata in multistrato a forte spessore rivestito in gomma poliuretanica e fodera in fibra di poliestere. Rivestimento testata in pelle o tessuto. Appoggio per materasso su pianali in legno forato e verniciato per una corretta areazione. Piedini in acciaio verniciato.

Canopy bed. Frame in natural or painted solid ash. Painted metal joints. Headboard in MDF upholstered with polyurethane foam and polyester fiber lining.
Headboard cover in leather or fabric. Mattress support on perforated painted wooden platforms for correct ventilation. Painted steel feet.



ART. LRB1S STANDARD
L/W 180 H 210 P/D 210
W 70,9" H 82,7" D 82,7"
materasso L/W 170 P/D 200
mattress W 66,9" D 78,7"

ART. LRB1Q - Queen
L/W 163 H 210 P/D 213
W 64,2" H 82,7" D 83,9"
materasso L/W 153 P/D 203
mattress W 60,2" D 79,9"

ART. LRB1K - King2X2
L/W 210 H 210 P/D 210
W 82,7" H 82,7" D 82,7"
materasso L/W 200 P/D 200
mattress W 78,7" D 78,7"

ART. LRB1E - Europe
L/W 190 H 210 P/D 210
W 74,8" H 82,7" D 82,7"
materasso L/W 180 P/D 200
mattress W 70,9" D 78,7"

IL LETTO ROTONDO DAL COMFORT AVVOLGENTE.

THE ROUND BED
WITH ENVELOPING
COMFORT.



PUREZZA IN ARMONIA:
IL FASCINO ESSENZIALE DI UN GRANDE LETTO ROTONDO CHE DOMINA LA SCENA
E ARREDA IL CUORE DELLA STANZA CON STILE INCONFONDIBILE.

Purity in harmony:
the essential charm of a large round bed that dominates the scene and furnishes the
heart of the room with unmistakable style.



TIMEO NELLA VERSIONE SQUARE È
UNA PRESENZA EQUILIBRATA
E DISTINTA.
UN'OASI DI TRANQUILLITÀ
CHE TRASMETTE
CALMA, ACCOGLIENZA
E RELAX.

TIMEO IN THE SQUARE VERSION
IS A BALANCED AND DISTINCT PRESENCE.
AN OASIS OF TRANQUILLITY
THAT TRANSMITS CALM,
A WARM WELCOME
AND RELAXATION.



LA FORMA SQUADRATA
DONA AL LETTO
UN CARATTERE DECISO E MINIMAL,
PERFETTO PER CHI CERCA
UN DESIGN ELEGANTE
E CONTEMPORANEO,
SENZA RINUNCIARE ALLA QUALITÀ
E AL COMFORT ESCLUSIVO.

THE SHAPE GIVES THE BED A DECISIVE AND MINIMAL CHARACTER,
PERFECT FOR THOSE SEEKING AN ELEGANT
AND CONTEMPORARY DESIGN,
WITHOUT COMPROMISING
ON QUALITY AND EXCLUSIVE COMFORT.

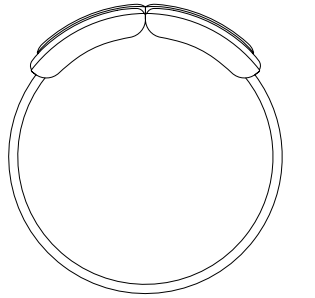
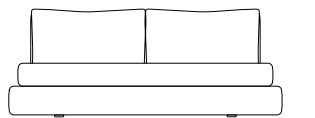



TECHNICAL SHEET

TIMEO ROUND angelettiruzza design

Letto rotondo.
Struttura formata da due semicerchi fissati insieme, in acciaio verniciato rivestito in gomma poliuretanica e fodera in fibra di poliestere. Testata in acciaio rivestita in poliuretano. Cuscini testata in piuma sterilizzata con fodera 100% cotone e inserto di poliuretano espanso. - Appoggio per materasso su pannelli di legno in multistrato forato per una corretta areazione e rivestito da un tessuto tecnico.
Appoggio a terra con piedini antiscivolo.
Rivestimento in tessuto o pelle. Giroletto e cuscini testata sfoderabili, struttura testata sfoderabile da personale esperto.

Round bed.
Structure composed of two semicircles fixed together, in painted steel covered with polyurethane foam and polyester fiber lining. Headboard in steel padded with polyurethane foam. Headboard cushions in sterilized feather with 100% cotton lining and polyurethane foam insert. Mattress support on perforated plywood panels for correct ventilation and covered with a technical fabric.
Fabric or leather cover. Bed edge and headboard cushions with removable cover, headboard frame with removable cover by expert staff. Non-slip feet.




ART. LTM240
L/W 257 H 92 P/D 272
W 101,2" H 36,2" D 107,1"
materasso Ø 240
mattress Ø 94,5"

materasso / mattress
ART. MTM240
Ø 240 H 21
Ø 94,5" H 8,3"

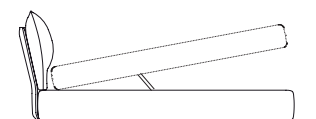
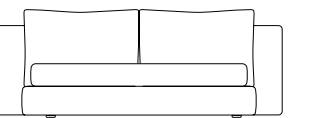
TIMEO angelettiruzza design

Letto. Testata in acciaio rivestita in poliuretano.
Cuscini testata in piuma sterilizzata con fodera 100% cotone e inserto di poliuretano espanso. Giroletto in multistrato di abete rivestito in poliuretano espanso e vellutino accoppiato.
Appoggio a terra con piedini antiscivolo. Rivestimento in pelle o tessuto. Giroletto e cuscini testata sfoderabili.
Rete in multistrato di betulla con doghe curve da 25 mm con regolatori di rigidità nella zona lombare. Base smontabile di serie.
In fase di ordine è possibile specificare l'altezza della rete per regolare correttamente il materasso. (non disponibile nella versione con cassone alzabile).
Letto disponibile anche con il contenitore con rete alzabile.

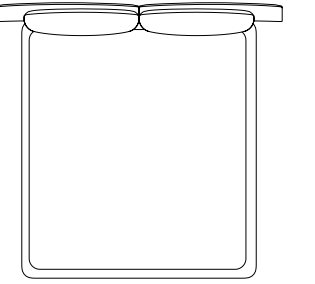
Bed. Headboard in steel padded with polyurethane foam.
Headboard cushions in sterilized feather with 100% cotton lining and polyurethane foam insert. Bed edge frame in fir multilayer covered with polyurethane foam and fiber wadding.
Non-slip feet. Leather or fabric cover. Removable bed edge and headboard cushions cover. Slatted base in birch multilayer with mm.25 bent slats with hardness adjuster for the lumbar area. Knockdown base included. When placing the order, you can specify the height of the slatted base to correctly position the mattress. (not available in the version with storage base with lift-up slatted base).
Bed also available with storage base and lift-up slatted base.



Art. LTM1



Art. LTM2



ART. LTM1S STANDARD
L/W 230 H 94 P/D 231
W 90,6" H 37" D 90,9"
materasso L/W 170 P/D 200
mattress W 66,9" D 78,7"

ART. LTM1Q - Queen
L/W 213 H 94 P/D 234
W 83,8" H 37" D 92,1"
materasso L/W 153 P/D 203
mattress W 60,2" D 79,9"

ART. LTM1K - King2X2
L/W 260 H 94 P/D 231
W 102,4" H 37" D 90,9"
materasso L/W 200 P/D 200
mattress W 78,7" D 78,7"


ART. LTM1E - Europe
L/W 240 H 94 P/D 231
W 94,5" H 37" D 90,9"
materasso L/W 180 P/D 200
mattress W 70,9" D 78,7"

COLOURS AND FINISHES


La qualità certificata del Made in Italy Alivar, fatta di lavorazioni tradizionali e di materiali prestigiosi, diventa il valore di un arredo dove lo stile è un'esperienza concreta, una collezione nata dalla creatività formale e dalla sensibilità per la materia, un viaggio nella bellezza dello spazio contemporaneo. Alivar anticipa e interpreta l'abitare contemporaneo e crea uno stile sempre attuale, che va oltre le tendenze.

The certified quality of Alivar's Made in Italy all traditionally-made using top-quality materials, becomes the focal point of furnishings where style is an experience to be explored. A collection born from formal creativity and sensibility for materials and a journey into the beauty of contemporary spaces. Alivar anticipates and interprets modern living and create a contemporary style which is timeless.


ESSENZE / WOOD




Frassino tinto "Rovere"
"Oak"-stained ash




Frassino tinto grigio
Grey-stained ash




Frassino tinto wengé
Wengé-stained ash




Frassino tinto termotrattato
Heat-treated stained ash




Frassino nero
Black ash




Rovere termotrattato
Heat-treated oak




Rovere nero
Black oak



Noce "Nazionale"
"Italian" walnut



Ebano
Ebony



Palissandro
Rosewood


LACCATURE PER LEGNO / WOODEN LACQUERS




RAL 9016
Bianco lucido - opaco
Glossy - matt white



04.84
Crema lucido - opaco
Glossy - matt cream




D 050.70.10
Cipria lucido - opaco
Glossy - matt powder



15.65
Sabbia lucido - opaco
Glossy - matt sand




D 080.60.30
Senape lucido - opaco
Glossy - matt mustard




05.70
Tortora lucido - opaco
Glossy - matt dove brown



10.60
Corda lucido - opaco
Glossy - matt rope



05.60
Grigio lucido - opaco
Glossy - matt grey



RAL 7006
Castoro lucido - opaco
Glossy - matt beaver




D 060.10.05
Fango lucido - opaco
Glossy - matt mud




D 220.60.10
Winter blue lucido - opaco
Glossy - matt winter blue



D 260.10.10
Lavanda lucido - opaco
Glossy - matt lavender




RAL 6033
Menta lucido - opaco
Glossy - matt mint



D 200.10.10
Alzavola lucido - opaco
Glossy - matt teal




D 140.10.05
Verde salvia lucido - opaco
Glossy - matt sage green




RAL 8004
Ruggine lucido - opaco
Glossy - matt rust



40.20
Rosso scuro lucido - opaco
Glossy - matt dark red



RAL 3007
Amaranto lucido - opaco
Glossy - matt amaranth




D 100.60.05
Grigio lucido - opaco
Glossy - matt grey




RAL 9005
Nero lucido - opaco
Glossy - matt black


LACCATURE & FINITURE PER METALLO / STEEL LACQUERS & FINISHES




RAL 9016
Bianco opaco
Matt white




RAL 1013
Crema
Cream




RAL 7006
Castoro
Beaver




1820
Ruggine perlato
Rusty pearl




RAL 8019
Testa di moro opaco
Matt dark brown




RAL 3007
Amaranto
Amaranth




Alluminio cromo
Alu - chrome




RAL 9005
Nero opaco
Matt black




Alluminio goffrato
Embossed aluminium




320
Nero perlato
Black pearl




Bronzo graffiato a
mano Hand- scratched
bronze




Titanio
Titanium




Champagne




Laccatura Peltrox
Peltrox lacquer




Bronzo
Bronze




Cromo
Chrome



Nickel nero
Black nickel



art. T- Gong
Finitura Peltrox
Peltrox finish



art. T- Gong
Finitura Bronzo
Bronze finish

MARMI & PIETRE / MARBLES & STONES



Marmo "Marquinia"
nero
Black "Marquinia"
marble



Marmo "Calacatta
Black" nero
Black "Calacatta"
marble



Marmo "Michelangelo"
bianco
White "Michelangelo"
marble



Marmo "Calacatta"
bianco
White "Calacatta" marble



Marmo "Oriente" grigio
Grey "Oriente" marble



Marmo "Emperador"
marrone
Brown "Emperador"
marble



Marmo "Alpi" verde
Green "Alpi" marble

CERAMICA / CERAMIC



Bianco / White
CeramiKa "Gold"



Bianco / White
CeramiKa "Statuario"



Nero / Black
CeramiKa
"Noir"

BACK STAGE_

ALIVAR
FIRENZE

ALIVAR srl
Via Leonardo Da Vinci, 118/14
50028 Barberino Tavarnelle, Firenze - Italy
t. + 39 055 80 70 115
alivar@alivar.com



↳ 100% Made in Italy
certificate N° IT01.IT_456.110.M
National register of Italian
manufacturers





ALIVAR
FIRENZE

ALIVAR srl
Via Leonardo Da Vinci, 118/14
50028 Barberino Tavarnelle, Firenze - Italy
t. + 39 055 80 70 115
alivar@alivar.com

alivar.com